



4CO CiTiceL[®]

(unfiltered version)

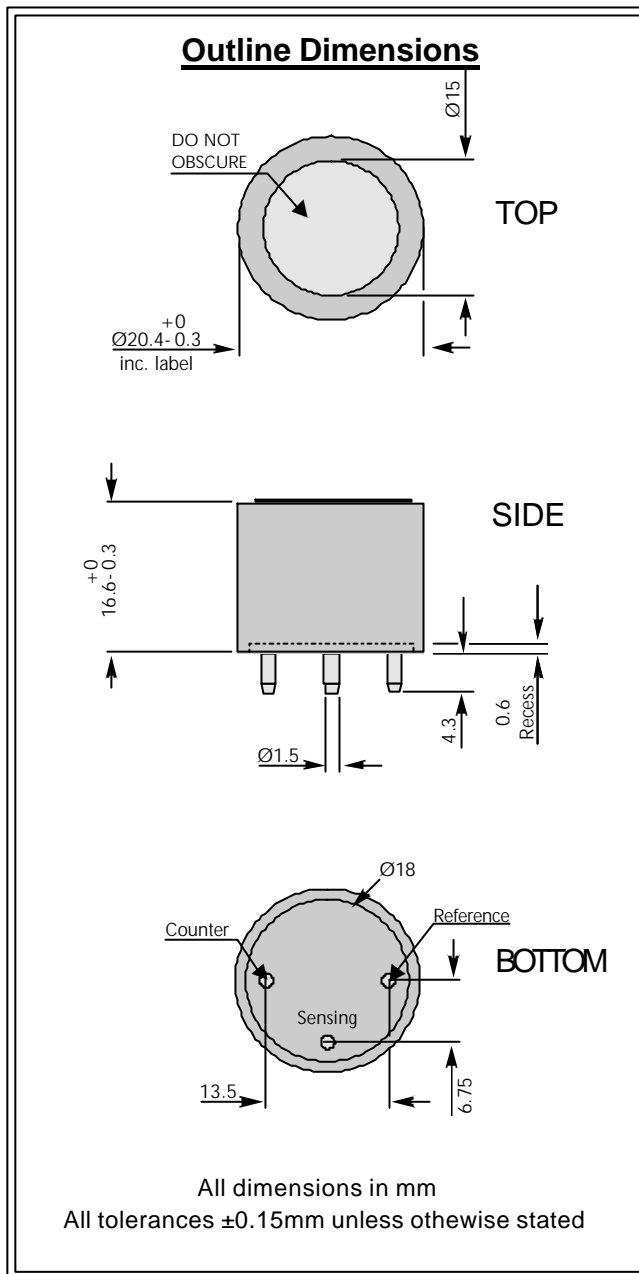
Performance Characteristics

Nominal Range	0-500ppm
Maximum Overload	1500ppm
Expected Operating Life	Two years in air
Output Signal	0.07 ± 0.015 µA/ppm
Resolution	1ppm
Temperature Range	-20°C to +50°C
Pressure Range	Atmospheric ± 10%
T₉₀ Response Time	<25 seconds (Typically 14-16 seconds)
T₅₀ Response Time	Typically 6-7 seconds
Relative Humidity Range	15 to 90% non-condensing
Typical Baseline Range (pure air)	-2 to +3ppm equivalent
Maximum Zero Shift (+20°C to +40°C)	9ppm equivalent
Long Term Output Drift	<5% signal loss/year
Recommended Load Resistor	10Ω
Bias Voltage	Not required
Repeatability	<2% of signal
Output Linearity	Linear

N.B. All performance data is based on conditions at 20°C, 50%RH, and 1013mBar

Physical Characteristics

Weight	5g (approx.)
Position Sensitivity	None
Storage Life	Six months in CTL container
Recommended Storage Temperature	0-20°C
Warranty Period	24 months from date of despatch (This amounts to a variation of condition 6 of our standard terms and conditions which otherwise apply)

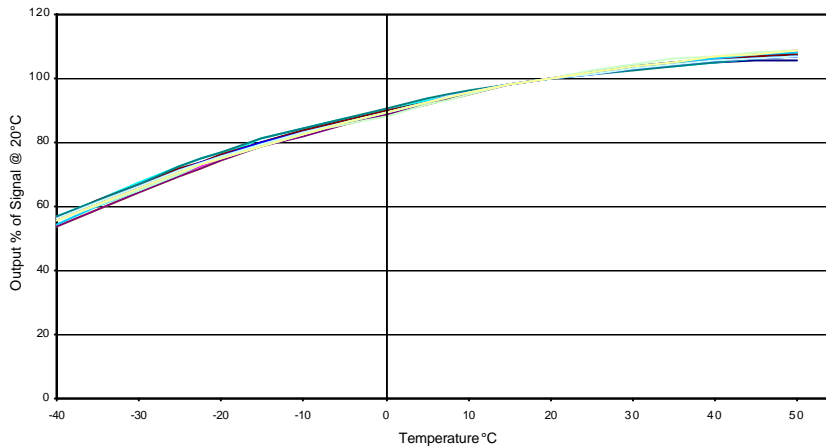


IMPORTANT NOTE: Connection should be made via PCB sockets only. Soldering to the pins will seriously damage your sensor.

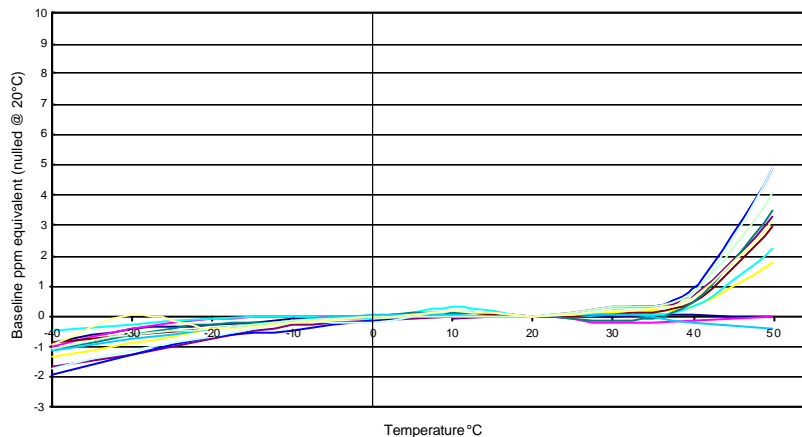
Carbon Monoxide CiTiceL[®] Specification



4CO Carbon Monoxide CiTiceL - Output vs Temperature



4CO Carbon Monoxide CiTiceL - Baseline vs Temperature



Distributed by:

Shawcity Ltd

91-92 Shrivenham Hundred Business Park

Watchfield, Oxfordshire, SN6 8TY

Tel: 01793 780622

Email: sensororders@shawcity.co.uk

www.shawcity.co.uk

Cross-sensitivity Data

CiTiceLs may exhibit a response to certain gases in a sample other than the target gas. 4CO CiTiceLs have been tested with a number of commonly cross-interfering gases and the results are given below. The table shows the typical response to be expected from a sensor when exposed to a given test gas concentration (relevant to safety, e.g. TLV levels).

<u>Gas</u>	<u>Conc.</u>	<u>4CO</u>	<u>Gas</u>	<u>Conc.</u>	<u>4CO</u>
Hydrogen sulphide:	15ppm	≈45ppm	Chlorine:	1ppm	-1ppm ≤ x ≤ 0ppm
Sulphur dioxide:	5ppm	≈2.5ppm	Hydrogen :	100ppm	<40ppm
Nitric oxide:	35ppm	≈10ppm	Nitrogen dioxide:	5ppm	≈-3ppm

For details of other possible cross-interfering gases contact City Technology .

Every effort has been made to ensure the accuracy of this document at the time of printing. In accordance with the company's policy of continued product improvement City Technology Limited reserves the right to make product changes without notice. No liability is accepted for any consequential losses, injury or damage resulting from the use of this document or from any omissions or errors herein. The data is given for guidance only. It does not constitute a specification or an offer for sale. The products are always subject to a programme of improvement and testing which may result in some changes in the characteristics quoted. As the products may be used by the client in circumstances beyond the knowledge and control of City Technology Limited, we cannot give any warranty as to the relevance of these particulars to an application. It is the clients' responsibility to carry out the necessary tests to determine the usefulness of the products and to ensure their safety of operation in a particular application.

Performance characteristics on this data sheet outline the performance of newly supplied sensors. Output signal can drift below the lower limit over time.